

## Monthly Homeowner Report - December 2025

Tigo ET Residential Solar Solution




### Komola Solar Data

136 Crosby Street Ext, Haverhill, Massachusetts, 01830

### System Information

System size: **9kW**  
Modules count: **30**  
Inverter: **SMA SB3000TL-US-22, SMA SB5000TL-US-22**  
Batteries count: **0**  
Commissioned: **Dec 16, 2014**

[VIEW SYSTEM ONLINE](#)



### Energy Summary



#### SOLAR PRODUCTION

**253 kWh**

30% less than previous month



#### CONSUMPTION

**0 Wh**

0% more than previous month

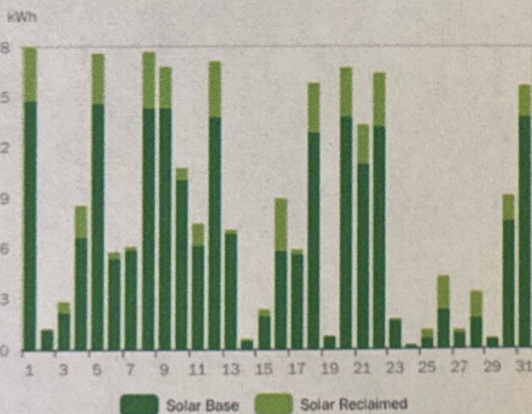


#### NET ENERGY

**0 Wh**

Exported to the grid

### Monthly Production



**253 kWh** Total energy produced

**42.9 kWh** Reclaimed energy produced

**16 %** Reclaimed energy percentage

**9.59 MWh** Year-to-date

**105 MWh** Lifetime Energy

### Module Production



**100 %**  
30 of 30 modules

Modules connected and producing



**7.37 kW**  
Dec 31, 2025

Peak power produced (all modules)



**17.9 kWh**  
Dec 01, 2025

Top production day (all modules)



**9.25 kWh**  
Monthly production

Top producing module

### Homeowner Resources



iOS | Android



Tigo Website




FAQ's



Tigo videos

# 19335-Monthly-r...

PDF reader




## Monthly Homeowner Report - March 2026 Tigo

**Komola Solar Data**  
136 Crosby Street Ext, Haverhill, Massachusetts, 01830

### System Information

System size: 9kW  
Modules count: 30  
Inverter: SMA SB3000TL-US-22, SMA SB5000TL-US-22  
Batteries count: 0  
Commissioned: Dec 16, 2014



[VIEW SYSTEM ONLINE](#)

### Energy Summary



**SOLAR PRODUCTION**  
**723 kWh**  
114% more than previous month

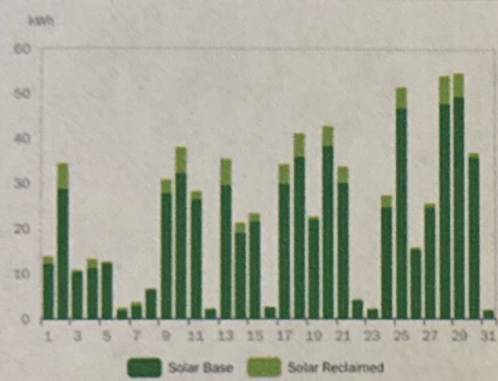


**CONSUMPTION**  
**0 Wh**  
0% more than previous month



**NET ENERGY**  
**0 Wh**  
Exported to the grid

### Monthly Production



**723 kWh** Total energy produced

**69 kWh** Reclaimed energy produced

**9%** Reclaimed energy percentage

**1.3 MWh** Year-to-date

**107 MWh** Lifetime Energy

### Module Production

**100%**  
30 of 30 modules

Modules connected and producing

**8.52 kW**  
Mar 21, 2026

Peak power produced (all modules)

**54.6 kWh**  
Mar 29, 2026

Top production day (all modules)

**C12** **30.1 kWh**  
Monthly production

Top producing module

### Homeowner Resources



iOS | Android



Tigo Website



FAQ's



Tigo videos






**253 kWh** Total energy produced

**42.9 kWh** Reclaimed energy produced

**16 %** Reclaimed energy percentage


**9.59 MWh** Year-to-date

**105 MWh** Lifetime Energy



**17.9 kWh**  
Dec 01, 2025

production day  
(all modules)



**9.25 kWh**  
Monthly production

Top producing  
module

N

## NET ENERGY

0 Wh

month

Exported to the grid



**723** kWh Total energy produced

**69** kWh Reclaimed energy produced

**9** % Reclaimed energy percentage

**1.3** MWh Year-to-date

**107** MWh Lifetime Energy